

FEATURES

- Magnetic designs to support every PHY
- Meet or exceed IEEE 802.3 and ANSI X3.263 standards
- including 350uH min OCL with 8mA bias
- Minimum 1500Vrms isolation per IEEE 802.3 requirement
- Designed for 100 base transmission over UTP-5 cable
- Size same as RJ-45 modular jack to save PCB board Space
- Recognized by UL 60950-1

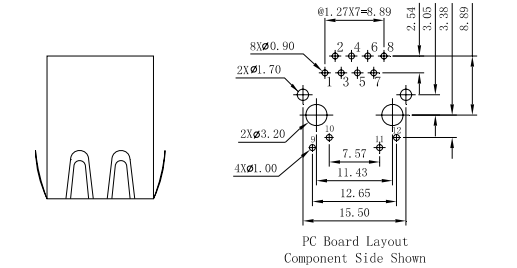
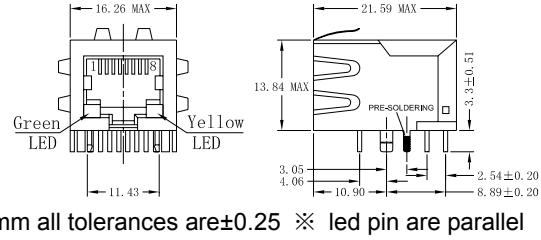
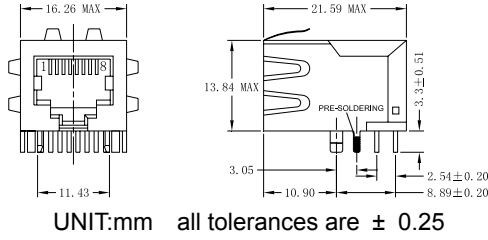
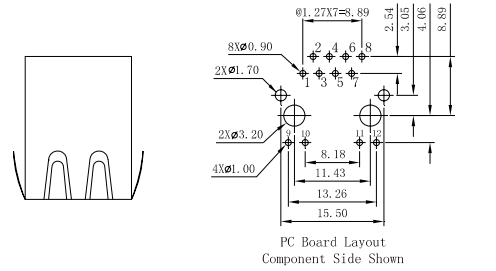
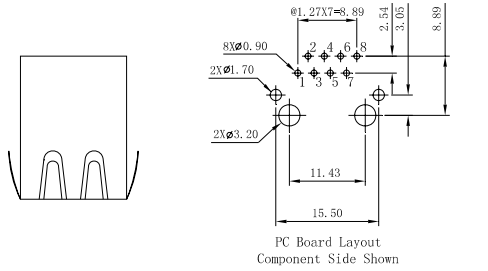

ELECTRICAL SPECIFICATIONS @25°C-Operating temperature 0°C TO 70°C

Part Number	Turns Ratio ±5%		EMI Fingers	LED (L/R)	Insertion Loss (dB max)	Return Loss (dB min @100Ω±15Ω)					Crosstalk (dB min)			Common Mode Rejection (dB min)			Hipot (V _{rms})
	TX	RX				0.3-100 MHz	1-30 MHz	40 MHz	50 MHz	60-80 MHz	30 MHz	60 MHz	100 MHz	30 MHz	60 MHz	100 MHz	
13F-60X	1CT:1CT	1CT:1CT	YES	N/A	-1	-18	-16	-14	-12	-45	-40	-35	-35	-30	-25	1500	
13F-61X	1CT:1CT	1CT:1CT	YES	N/A	-1	-18	-16	-14	-12	-45	-40	-35	-35	-30	-25	1500	
13F-62X	1CT:1	1CT:1CT	YES	N/A	-1	-18	-16	-14	-12	-45	-40	-35	-35	-30	-25	1500	
13F-69GYDNW2	1CT:1	1CT:1	NO	G/Y	-1	-18	-16	-12	-10	-40	-35	-30	-30	-20	-20	1500	
13F-69ND2	1CT:1	1CT:1	YES	N/A	-1	-18	-16	-12	-10	-40	-35	-30	-30	-20	-20	1500	
13F-69GYD2	1CT:1	1CT:1	YES	G/Y	-1	-18	-16	-12	-10	-40	-35	-30	-30	-20	-20	1500	
13F-64NW2	1CT:1CT	1CT:1CT	NO	N/A	-1	-18	-16	-12	-10	-40	-35	-30	-30	-20	-20	1500	
13F-64GYDNW2	1CT:1CT	1CT:1CT	NO	G/Y	-1	-18	-16	-12	-10	-40	-35	-30	-30	-20	-20	1500	
13F-64ND2	1CT:1CT	1CT:1CT	YES	N/A	-1	-18	-16	-12	-10	-40	-35	-30	-30	-20	-20	1500	
13F-64GYD2	1CT:1CT	1CT:1CT	YES	G/Y	-1	-18	-16	-12	-10	-40	-35	-30	-30	-20	-20	1500	
13F-64GGD2	1CT:1CT	1CT:1CT	YES	G/G	-1	-18	-16	-12	-10	-40	-35	-30	-30	-20	-20	1500	
13F-61ND2	1CT:1CT	1CT:1CT	YES	N/A	-1	-18	-16	-12	-10	-40	-35	-30	-30	-20	-20	1500	
13F-64AND2	1CT:1.414CT	1CT:1CT	YES	N/A	-1	-18	-16	-12	-10	-40	-35	-30	-30	-20	-20	1500	
13F-64AGGD2	1CT:1.414CT	1CT:1CT	YES	G/G	-1	-18	-16	-12	-10	-40	-35	-30	-30	-20	-20	1500	
13F-62ANW2	1CT:1	1CT:1CT	NO	N/A	-1	-18	-16	-12	-10	-40	-35	-30	-30	-20	-20	1500	
13F-62AGYDNW2	1CT:1	1CT:1CT	NO	G/Y	-1	-18	-16	-12	-10	-40	-35	-30	-30	-20	-20	1500	
13F-62AGDNDW2	1CT:1	1CT:1CT	NO	G/G	-1	-18	-16	-12	-10	-40	-35	-30	-30	-20	-20	1500	
13F-62AND2	1CT:1	1CT:1CT	YES	N/A	-1	-18	-16	-12	-10	-40	-35	-30	-30	-20	-20	1500	
13F-62AGYD2	1CT:1	1CT:1CT	YES	G/Y	-1	-18	-16	-12	-10	-40	-35	-30	-30	-20	-20	1500	
13F-62AGGD2	1CT:1	1CT:1CT	YES	G/G	-1	-18	-16	-12	-10	-40	-35	-30	-30	-20	-20	1500	
13F-62ADGD2	1CT:1	1CT:1CT	YES	Y/G/G	-1	-18	-16	-12	-10	-40	-35	-30	-30	-20	-20	1500	
13F-62CGYD2	1CT:1	1CT:1CT	YES	G/Y	-1	-18	-16	-12	-10	-40	-35	-30	-30	-20	-20	1500	
13F-60CND2	1CT:1CT	1CT:1CT	YES	N/A	-1	-18	-16	-12	-10	-40	-35	-30	-30	-20	-20	1500	
13F-60END2	1CT:1.41CT	1CT:1.41CT	YES	N/A	—	—	—	—	—	-40	-35	-30	-30	-20	-20	1500	
13F-60VGYD2	1CT:1CT	1CT:1CT	YES	G/Y	-1	-18	-16	-12	-10	-40	-35	-30	-30	-20	-20	1500	
13F-61FND2	1CT:1CT	1CT:1CT	YES	N/A	-1	-18	-16	-12	-10	-40	-35	-30	-30	-20	-20	1500	
13F-66YDNDW2	1CT:1CT	1CT:1CT	NO	Y/G	-1	-18	-16	-12	-10	-40	-35	-30	-30	-20	-20	1500	

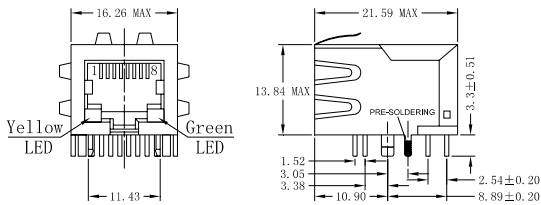
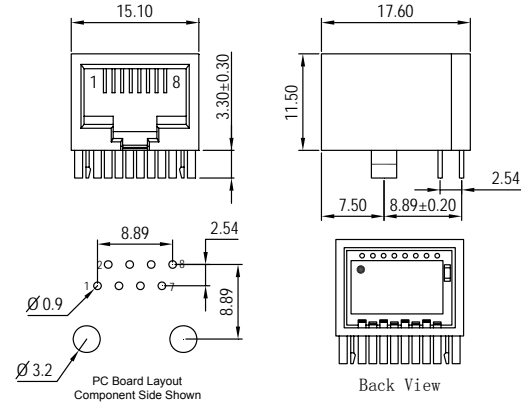
13F - 6X GYD NW 2 NL
A B C D E F

A:Series
B:Schematics
C:Led
D:Mechanical
E:Gold Plating:1=3u",2=6u",3=15u",4=30u",5=50u"
F:RoHS version

Mechanicals and Dimensions



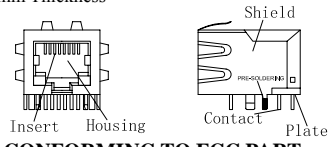
Single Small Module



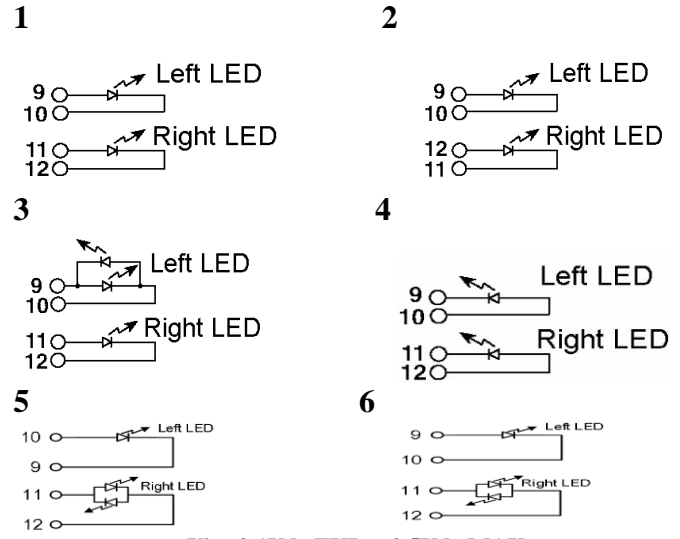
UNIT:mm all tolerances are ± 0.25

MATERIALS

- Housing Material:**
MATERIAL:NYLON +25% GF (Fr50) UL94V-0
STANDARD COLOR:BLACK
- Insert Material:**
MATERIAL:Phos-Bronze C5210 EH--0.35mm Thickness
Insert -PBT+30% GF UL94V-0
1.PLATING(1) NICKEL
2.PLATING(2) 100%Sn
3.PLATING(3) GOLD FLASH (3u " ~50u ")
- Plate Material:**PBT-4830 +30% GF UL 94V-0
- Contact pin Material:**
MATERIAL: Phos-Bronze C5191---0.35mm Thickness
1.PLATING(1) NICKEL
2.PLATING(2) 100%Sn
- Shielding Material:**
BRASS C2680 PLATING NICKEL
- Operation Life : 750 Cycles Min.**
- MATES WITH MODULAR PLUG CONFORMING TO FCC PART 68,SUBPARTE.**



LED Configuration



Vin=2.1Vdc TYP. 2.5Vdc MAX.

SCHEMATICS

